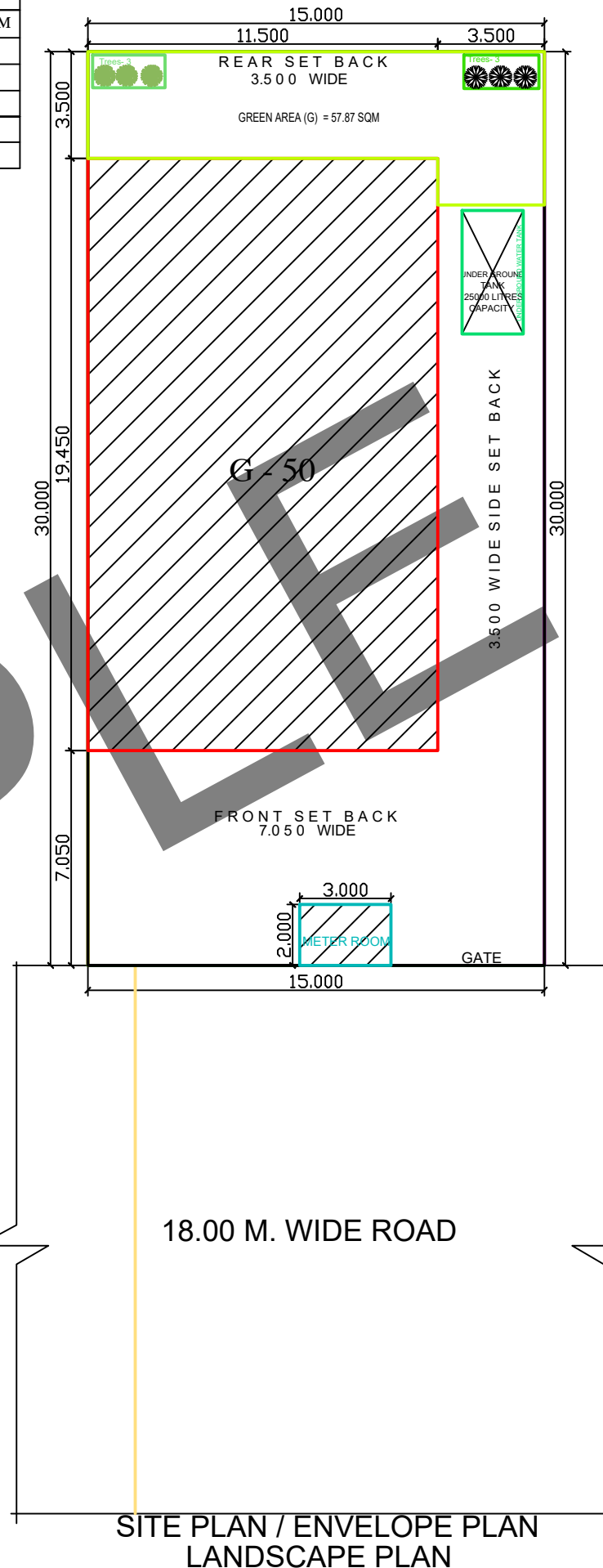
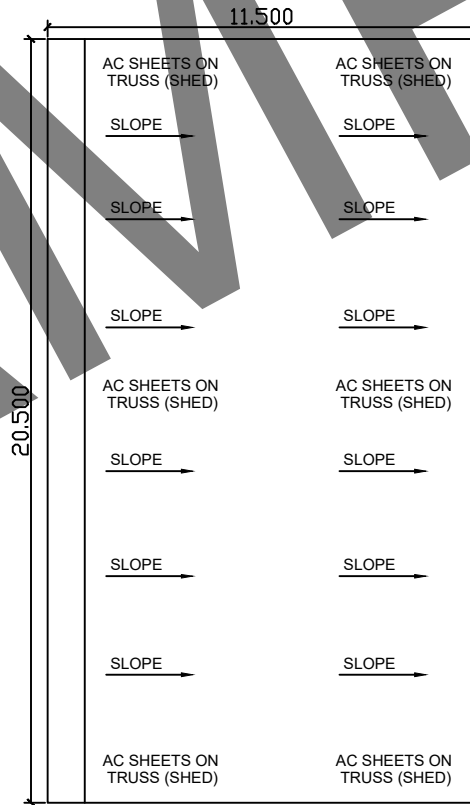
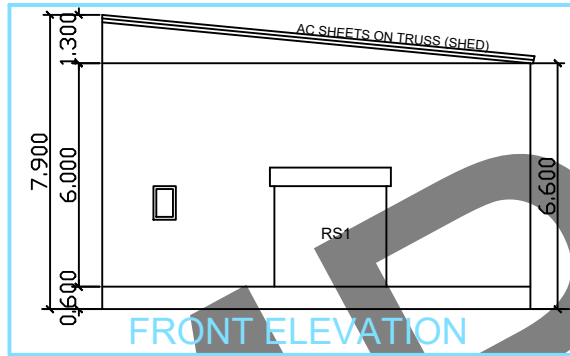
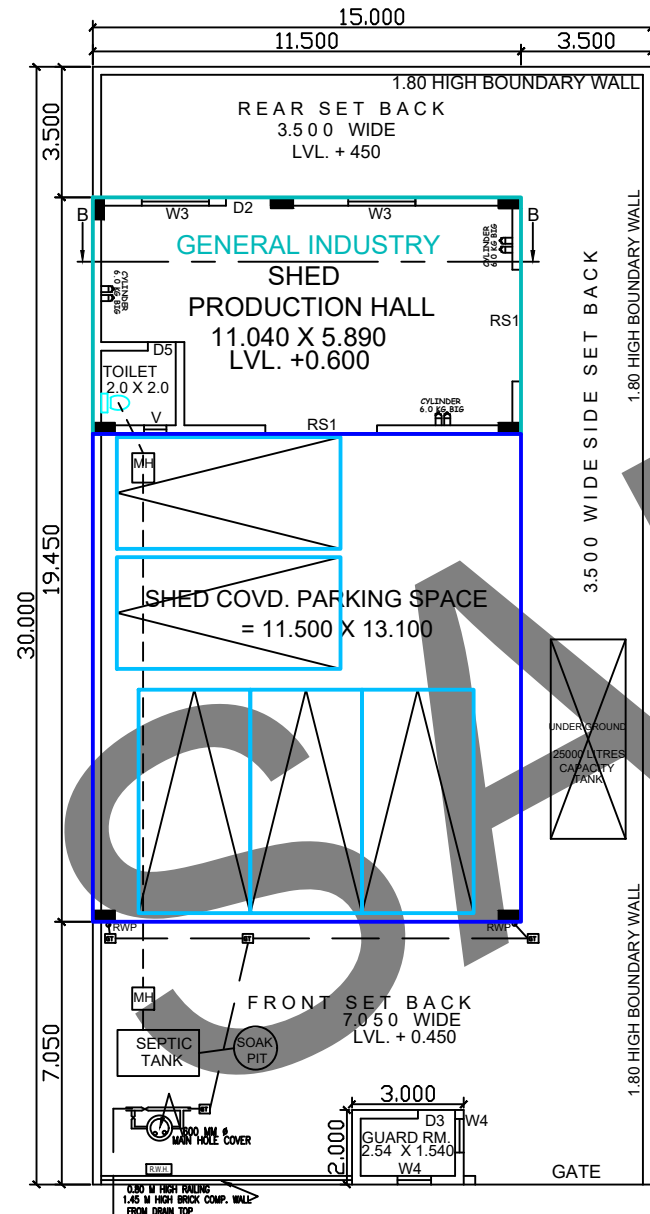
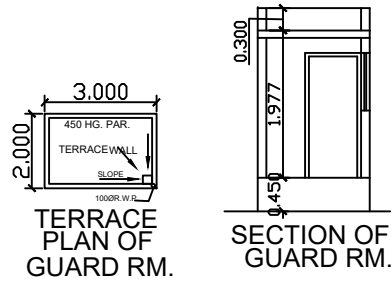
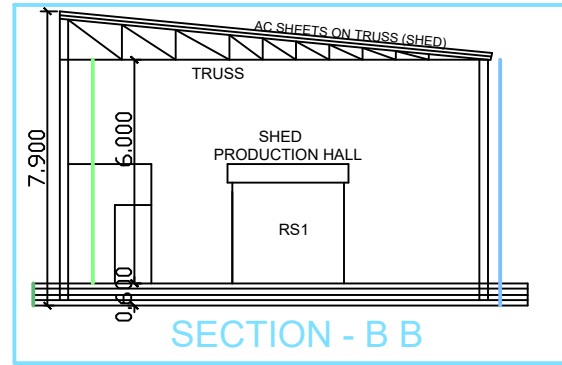


INDEX FOR FIRE FIGHTING	
SYMBOL	DESCRIPTION
	SPRINKLER SYSTEM
	PUMP(900 LPM) T.P.
	MANUALLY OPERATED FIRE ALARM SYSTEM
	YARD HYDRANT
	FIRE HOUSE REEL
	DOWN COMMER
	FIRE EXIT SINAGE
	TERRACE TANK(20000 LTR.)



PLOT AREA = 450.00 Sq.Mt.
LAND USE = INDUSTRIAL

GC, FAR and Setback for all industrial Plots (M0- M5)							
Plot Size	Ground Coverage (% of plot size)	FAR	Plot Size	Setback(in mts)			
				Front	Rear	Side-1	Side-2
Upto 100 sqm	60	1.2	Upto 100 sqm	3	-	-	-
101-450 sqm	60	1	101-200 sqm	4.5	1.5	1.5	-
451-2000 sqm	55	0.8	201-300sqm	4.5	2	2	-
2001-12000 sqm	55	0.7	301-400sqm	4.5	3.5	3	-
12001-20000 sqm	50	0.65	401-500sqm	6	3.5	3.5	-
Above 20000 sqm	50	0.6	501-600 sqm	6	4	3.5	3.5
			601-1000	7.5	4.5	4.5	4.5
			1001-5000	9	4.5	4.5	4.5
			5001-30000	9	9	4.5	4.5
			More than 30000	15	9	9	9

